

CATALOG OF PRODUCTS

Medical wound dressings

Rainhome



Production address: 5 Floor, No. 10 Yongsheng Road, Yonghe Economic Region, Guangzhou City, Guangdong Province, China.

Company switchboard: 020-82211357

After-sale service: 020-26239183

Sales Hotline: 4001178778

Website: www.rhjk.com.cn

RAINHOME

Negative pressure wound therapy dressing kit

Description:

Negative pressure wound therapy (NPWT) dressing kits are manufacturer-specified dressings and accessories used as an interface between the negative pressure wound therapy device and the patient's wound. Negative pressure wound therapy dressings include white/black PU foam, tubes with the pad, adhesive film, tee and straight joints, clip.



Mechanism of action:




Covering the wound with a medical foam with a built-in multi-hole drainage tube




Sealing wound with biological semi permeable membrane



Turn on the negative pressure



Isolation of the wound surface from the outside world



The wound gets a full range of drainage

Product features:

- Polymer material, non-toxic and no side effects
- Advanced technology, uniform pore space
- Comprehensive drainage to protect wound and promote healing
- Affordable price, public consumption
- Excellent biocompatibility
- No fiber to avoid shedding
- Wound cleaning, oxygen administration and drug administration
- Complete specifications, more choices

Scope of use:

- 1.Acute wounds
- 2.Chronic wounds and difficult-to-heal wounds
- 3.Ulcers, decubitus ulcers
- 4.Application to the recipient area after trauma grafting

Clinical Cases:



1. Negative pressure drainage treatment after left foot wound implant, negative pressure drainage pressure packing to make the skin flap fit better with the base drainage



2. The left foot was injured by a stone, and the remaining stump was treated with negative pressure after debridement, and the wound could be implanted after 7 days



3. Receiving negative pressure drainage treatment after surgery



4. One month outpatient admission for soft tissue defect of dorsal foot caused by trauma, the wound size was 5*4cm, the color of the wound was dark and the tendon was exposed, the granulation tissue grew well after four days of treatment with negative pressure drainage

Specification:

Model number	Specification (cm)	Remark
C.JE.WM.05053A	5×5×3cm	Black PU foam
C.JE.WM.10073A	10×7×3cm	Black PU foam
C.JE.WM.15053A	15×5×3cm	Black PU foam
C.JE.WM.15103A	15×10×3cm	Black PU foam
C.JE.WM.20103A	20×10×3cm	Black PU foam
C.JE.WM.25153A	25×15×3cm	Black PU foam

Model number	Specification (cm)	Remark
C.JE.WM.B05053A	5×5×3cm	White PU foam
C.JE.WM.B10073A	10×7×3cm	White PU foam
C.JE.WM.B15053A	15×5×3cm	White PU foam
C.JE.WM.B15103A	15×10×3cm	White PU foam
C.JE.WM.B20103A	20×10×3cm	White PU foam
C.JE.WM.B25153A	25×15×3cm	White PU foam

RAINHOME

Negative pressure wound therapy system

Description:

Negative pressure wound therapy device (hereinafter referred to as NPWT device)consists of NPWT negative pressure pump and NPWT drainage bottle. NPWT device belonging medical negative pressure wound therapy equipment with medium negative pressure and low flow rate can only be employed by trained medical professionals.

With the help of negative pressure pump exhausting air, the negative pressure will be produced in NPWT drainage bottles and wounds so as to have a condition of negative pressure to treat the wound. The device could generate continuous or dynamic negative pressure and form a condition of negative pressure in accordance with the requirements of the setting in the wound. In the end, the mechanism of negative pressure on the wound will ultimately promote wound healing.

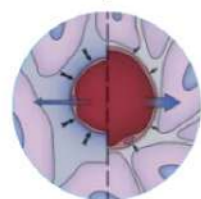
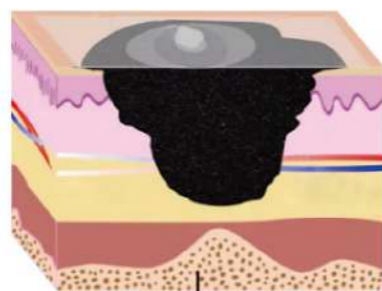
NPWT device is merely used by the hospital or family to conduct ordinary negative pressure suction for patients, not suitable for abortion.

Technical parameter:

The performance indicators for NPWT device are referred to as follows:

- 1.Adjustable range of negative pressure: -50 ~ -225mmHg. Standard default setting is -125mmHg.
- 2.Accuracy of stable negative pressure: Between 50 ~ 225mmHg, the absolute error between actual measurement value and set value should be less than or equal to ± 5 mmHg
- 3.Noise due to normal work: shouldn't exceed 40dB.
- 4.Battery lifetime: shouldn't be less than 6h. Recharge times: 3 Hours Battery: 18-20 Hours, 2.2Ah/11.1V
Power Input: internal battery or 110V-240VAC.
- 5.Ultimate negative pressure: Shouldn't exceed 235mmHg.
- 6.Free-air flow: shouldn't exceed 6L/min.

Features:



Seepage management:
Drain exudate and reduce tissue edema.



Improve blood supply:
Improved blood flow in and around the wound edges.



Physical stimulation:
Promotes the production of granulation tissue.



Infection control:
Continuoud cleaning of the wound, reduce wound infection.

Scope of application:



Fractures patient



Amputation patient



Electric shock injury patient



Avulsion injury patient



Joint replacement patient



Diabetic patient



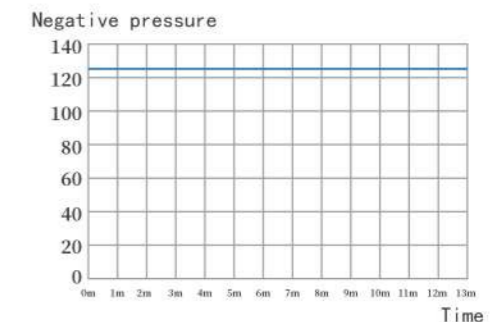
Pressureulcer patient



Hospitalized bedridden patient

Three stress patterns:

Continuous



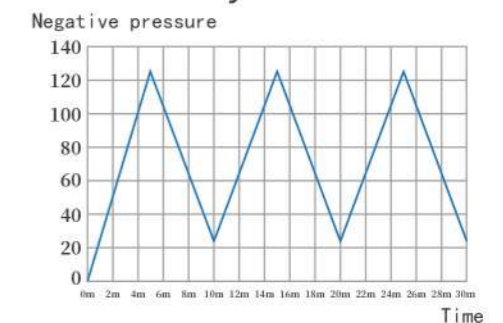
set the negative pressure value constant.

Intermittent



action time and stop time can be set.

Dynamic

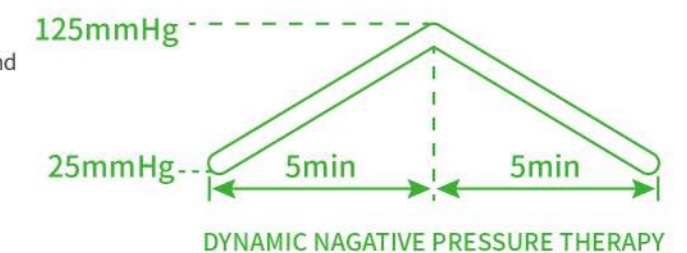


the negative pressure value increases or decreases slowly during the set time period, which is especially suitable for chronic wound cases.

About dynamic negative pressure mode:

The latest dynamic negative pressure mode which has the function of intermittent negative pressure, treatment has the following clinical advantages:

- Avoid air leaks cause by the edge of the film during intermittent treatment.
- Avoid maceration caused by exudate infiltration around the wound during intermittent treatment.
- Avoid periodic high and low noise during intermittent treatment, which affects patients' sleep.
- Avoid wound pain caused by drastic changes in pressure during intermittent treatment.



RAINHOME

Negative Pressure Wound Therapy

Product Introduction:

Product name: Negative Pressure Wound Therapy

Specification: Type I, II, III and IV

Product Property: Commonly consists of connection fittings, connection tubing, and stop clamps. Not supplied sterile. Does not include negative pressure pump, manual negative pressure source (negative pressure bulb), and drainage catheter inserted into the body.

Applicable Scope: For clinical negative pressure drainage, connected with the drainage tube inserted into the body, acting as a negative pressure conduction medium and guidance role.

Usage: Used in conjunction with clinical negative pressure products.

Contraindications: Contraindicated for those allergic to the product.

Storage conditions: stored at room temperature.

EXD: Three years



Product composition of type I, II, type:



Connection connector
(three links)

Connection connector
(three links)


Connection tube
(split type/suction cup type)

The negative pressure suction device is sterilized, sterile packaging, safe and reliable. Type I is suitable for the use of JELSON one-piece negative pressure drainage trauma protection materials, and Type II is suitable for the use of JELSON split type or suction cup type negative pressure drainage trauma protection materials. Various connectors can be selected as needed to link one or more connecting tubes to act as a negative pressure conducting medium and guide to ensure smooth flow of negative pressure drainage.

Type III:

Structural features: Type III consists of connecting joint (clearing spoon) and connecting tube.

Product features: Type III is suitable for surgical debridement and removal of wound sinus or cavity secretions.



- 1 Hanging spoon mouth sharp, reduce the repeated damage to the wound, synchronous attraction, clearing and drainage in one go
- 2 8cm scale display, the depth of the wound at a glance, efficient load reduction
- 3 Attractive control hole, loosen the non-attractive can be cleared, press and hold the attractive can drain
- 4 Anti-slip grip design, easy to grip during debridement, easy to clean the wound effectively and reduce the risk of wound infection
- 5 Universal connector design can be connected to various specifications of connection tubes
- 6 good sealing of the connecting tube, not easy to deformation, good drainage effect

Treatment Scope:

Endocrinology diseases: diabetic ulcers, gangrene, venous embolism (venous thrombosis), orthopedic surgery diseases: bone jaundice, osteomyelitis, fractures, media residual asthma does not heal

Urological and anorectal diseases: acute erosive wounds, chronic ulcerative wounds, ulcerative skin diseases, laser treatment and post-operative non-healing wounds, burns, burns, frostbite, herpes zoster, common chronic skin ulcers, etc.

Chronic trauma: bedsores (pressure sores), postoperative incisions that do not heal, all to, fistulas

All diseases that require debridement can be used

Type IV:

Structural features: Type IV consists of connecting tubes (suction cup connecting tubes without flushing tubes)

Caution:

1. Avoid contact between this product and organic solvents such as alcohol
2. This product is for single use and cannot be re-sterilized for repeated use, with the single use symbol on the package.
3. This product is disinfected and destroyed according to the conventional medical waste disposal after use

RAINHOME

Medical functional dressings

Product introduction:

JINFUSHENG is a new biological topical antibacterial repair material researched by several famous experts from Sun Yat-sen University, based on natural biological extracts and a new bioactive polymer material obtained through modern biomedical technology. It has the functions of broad-spectrum antibacterial and promoting the repair and regeneration of damaged tissues, inhibiting and repairing scar, relieving pain and stopping bleeding.

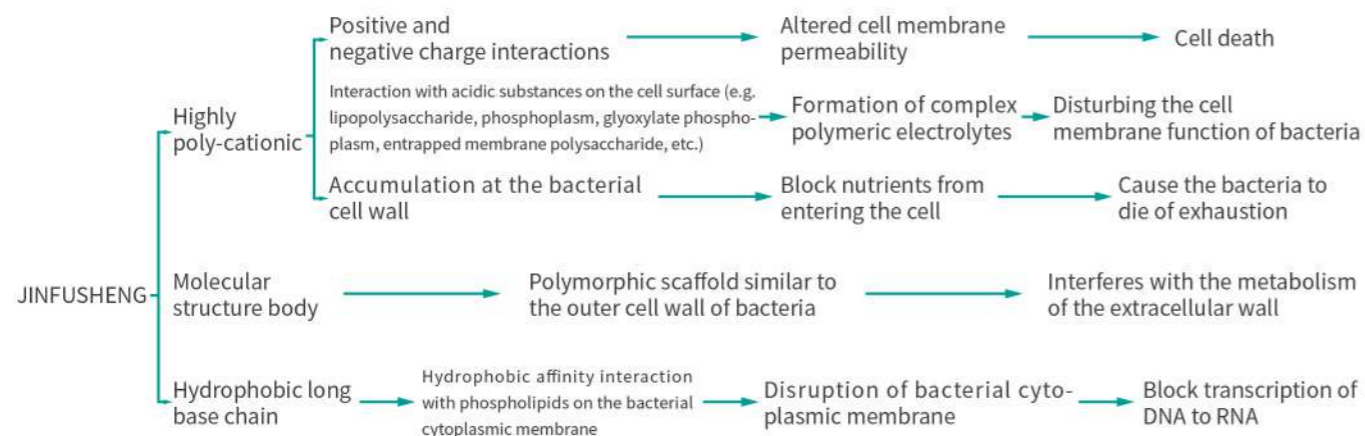


Action Mechanism:

JINFUSHENG Physical antibacterial mechanism:



JINFUSHENG Biological antibacterial mechanism:



Mechanism of action of hemostasis and analgesia:



Product Features:

- Antibacterial and anti-inflammatory, prevention of infection
- Promote tissue repair and regeneration
- Inhibits and repairs scarring
- Stops bleeding and pain
- Moisturizing and breathable
- Good biocompatibility

Typical departmental clinical applications:

Application and use in outpatient/general surgery

JINFUSHENG medical functional dressing can naturally form a film, protect the wound, actively resist infection, promote the growth and repair of the wound, shorten the healing time, and keep the scar formation.

All types of injury wounds, surgical incisions, minimally invasive wounds; after wound suturing, clean the incision with saline, spray the incision and the area around the incision with JINFUSHENG and cover with sterile dressing. When changing the dressing, clean the incision and the skin around the incision with saline, and then re-spray with JINFUSHENG. After removal of stitches, continue to spray the incision and the area around the incision with JINFUSHENG functional dressing to eliminate hyperpigmentation around the incision and inhibit scar formation without covering with gauze dressing. 1-2 times/day. For small superficial wounds, spray with JINFUSHENG without gauze dressing, 1-2 times/day until wound healing.

Application and use in oncology

The main methods of treating tumors are chemotherapy, radiotherapy, surgical resection, etc. Surgical resection often results in a relatively large wound, which takes a long time to heal and is prone to redness, swelling, cracking and infection complications. Good results can be achieved by using JINFUSHENG.

Usage: Treatment can be performed after surgery. Clean the wound and the surrounding skin with sterile saline and dry it, then spray the wound and the surrounding skin with JINFUSHENG. Apply at a distance of 5-10cm from the wound, requiring a full and even spray, and then cover with other dressings after spraying (or not). Spray 2-3 times/day until the wound heals.

Application and use in burn orthopedics

JINFUSHENG can be used for the prevention of burn wound infection and adjuvant treatment of infected wounds, which can promote wound healing, shorten healing time, eliminate periwound pigmentation and inhibit scar formation.

How to use: Clean the wound and remove the necrotic tissue, spray with JINFUSHENG directly on the wound and the surrounding skin for 1-2cm, and cover with other sterile dressings (or not). Observe the wound daily, if there is no accumulation of fluid, the dressing can be changed once in 2-3 days. If the wound is red, swollen or exudate is more, it needs to be cleared and changed in time. Use saline to clean the wound and surrounding skin when changing the medication, and then re-spray JINFUSHENG. After epithelialization of the wound surface, continue to spray JINFUSHENG 1-2 times/day.

After plastic wound suture, pressure to stop bleeding, spray directly on the wound, 2 times / day, after laser surgery trauma, such as acral eczema, tophus laser surgery, spray directly on the wound, 2 times / day.

Model and Specification:

Model	Specification
A	15ml, 20ml, 30ml, 40ml, 45ml, 50ml, 60ml
B	15ml, 20ml, 30ml, 40ml, 45ml, 50ml, 60ml

RAINHOME

Medical functional dressings



Product introduction:

LIFUKANG medical functional dressing is an innovative product developed by Sun Yat sen University and Guangzhou Runhong Medical Technology Co., Ltd. in combination with the biological characteristics of chitosan and female physiological characteristics to prevent and treat female reproductive tract infection.

Germicidal activity of LIFUKANG

Bacterial name	Standard requirements (killing rate)	Test results (killing rate)
Staphylococcus aureus	≥90%	99.99%
Escherichia coli	≥90%	99.99%
Candida albicans	≥90%	99.99%

LIFUKANG forms a molecular-level invisible film on the vaginal mucosa, which on the one hand protects the vaginal mucosa from new foreign pathogenic microorganisms, and on the other hand, kills pathogenic microorganisms on the surface of the mucosa through both physical and biological mechanisms, achieving a complete antibacterial and bactericidal function. At the same time, LIFUKANG also has the effect of significantly promoting the repair of damaged tissues and cell regeneration.

Product Advantages:

LIFUKANG's dosage form advantages

Dosage form	Features	Effect
Lotions (including sprays)	External washing and internal spraying with short contact time. Dissipation is fast.	External washing can not penetrate into the internal foci of the vagina, so the treatment effect cannot be achieved; internal spraying can not fully act on the foci, and the effect is not obvious.
Suppositories (including effervescent tablets and gels)	Excessive retention time, (6-8 hours) and absorption of vaginal moisture. Difficult to diffuse, too high local concentration of the drug.	Irritation is strong, laying the groundwork for recurrence, prone to dryness and other discomfort, and prone to disrupting the acid-base balance.
Foam type	Soft, delicate, non-irritating, good adsorption, durability and expansion.	It can penetrate deep into the mucosal folds and other parts of the general drug difficult to reach, and full contact with the lesion, comprehensive sterilization, leaving no dead ends, and the formation of a protective film, the effect is strong and lasting. Feel comfortable.

Advantages of LIFUKANG's ingredients

Dosage form	Proprietary Chinese Medicine Preparation	Antibiotics	Organic iodine, silver preparation	Chitosan
Antibacterial effect	Slower healing effect	Quick effect at the beginning, gradually weakening with continued use	Faster effect	Faster results and stable efficacy
Restoration effect	No	No	No	Yes
Clinical Applications	Treatment, Nursing Care	For treatment	For treatment	Treatment, Nursing Care
Continuous using	Most can be used continuously	Not suitable for continuous use	Not suitable for continuous use	Most can be used continuously
Does it disrupt the balance of flora	Generally not easily damaged	Easy to destroy	Easy to destroy	Generally not easily damaged
Recurrence	Not prone to recurrence	Relapse prone	Relapse prone	Not prone to recurrence
Toxic side effect	The general side effects are small, but the residual residue can remain in the body and become toxins after long-term application	Easy to develop drug resistance, more allergic reactions and side effects	Toxic side effects are relatively large, allergic reactions occur more often, and long-term use has many hidden dangers such as poisoning own tissues	Cytotoxicity score not larger than 1, negative delayed hypersensitivity reaction, intradermal reaction test score not larger than 1

Scope of application:

- Gynecological inflammation and other common diseases until healing.
- Caesarean section/trans-abdominal surgery/perineal lateral incision and postpartum care.
- Umbilical and breech care for newborns



Model and Specification:

Model	Specification
D	30g, 50g

RAINHOME

Physiotulle Dressing

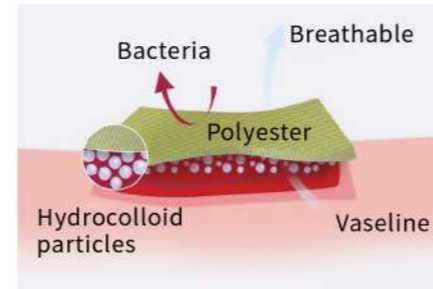


Product introduction:

physiotulle dressing is a drug-free oil yarn with a unique bi-directional twisted weave and a stable dense pore structure, with a mesh diameter of 0.6-0.8mm. its thin and soft structure makes it an ideal contact dressing for a wide range of acute and chronic wounds. This product has won the national invention patent, professional and trustworthy.

Mechanism of action:

When this dressing comes into contact with wound exudate, Vaseline and sodium carboxymethylcellulose (CMC) particles interact to form a lipid hydrocolloid gel, which acts on the wound surface to help maintain a moist healing environment and promote wound healing.



Structural composition:


Hydrocephalic oil yarn is composed of homogeneous polyester fiber, vanadine, and hydrocolloid particles (sodium carboxymethyl vitriol, i.e. CMC)

Scope of application:

This product is suitable for low to heavily exuding chronic and acute wound care.

Acute wounds: all stages of burns, skin donor areas, skin grafts, various post-operative wounds, dermal abrasions, etc. Coverage;
Chronic wounds: coverage of granulation formation and epidermal regeneration stages of calf ulcers, pressure ulcers, diabetic foot ulcers, etc.

Special area wounds: coverage of deep wounds such as difficult to dress areas, sinus tracts, fistulas, etc.
It can be used in combination with negative pressure drainage to enhance the anti-adhesive effect.




Model and Specification:

TypeA B C D E F

Product Features:

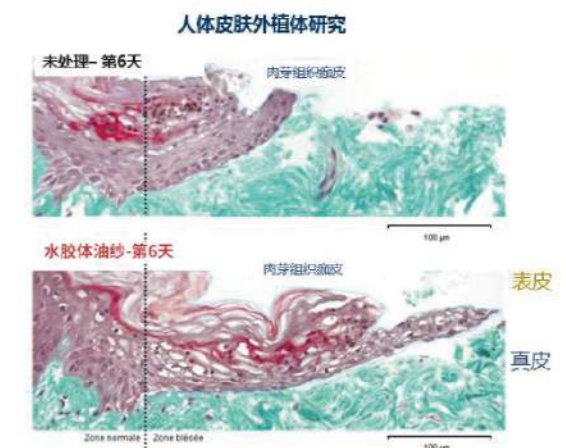
1. Promote healing

When in contact with wound exudate, the hydrocolloid particles in the dressing will absorb the exudate and provide a poetic wound healing environment, providing optimal conditions for cell proliferation, the key to wound healing.



2. Aids in the reconstruction of the dermis and epidermis

physiotulle dressing stimulates the proliferation of fibroblasts and aids in the formation of new epidermis and the reconstitution of the dermal-epidermal junction zone.



3. Non-adhesive trauma and pain relief

- The hydrocolloid particles and petrolatum composition ensure that the dressing does not dry out or adhere to the wound bed, allowing for non-invasive dressing changes when the dressing is removed.

- Protects the wound tissue from direct contact with other dressings, effectively protecting the fragile new granulation tissue from damage.



RAINHOME

ALGINATE

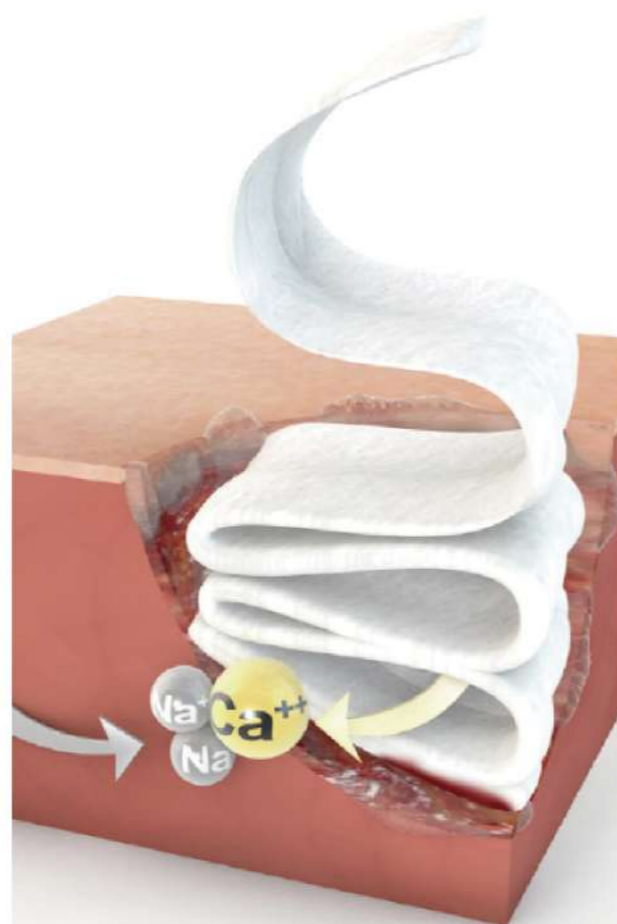
Product introduction:

Alginate dressing is a functional dressing with high absorption properties developed based on wet healing theory. Alginate is a natural polysaccharide carbohydrate derived from seaweed and is non-toxic and non-antigenic. Alginate dressing can be used alone or in combination with other wound care products under the guidance of a medical professional for a variety of skin wounds.



Mechanism of action:

When the alginate dressing comes into contact with wound exudate, the sodium ions in the exudate exchange with the calcium ions in the alginate, thus This causes some of the alginate fibers to gel, forming a moist gel protective layer between the wound and the dressing, creating a good wet healing environment. At the same time, the released calcium ions are natural clotting factors, which participate in the hemostasis process and accelerate blood clotting.



Structural composition:

The non-adhesive type of pontiac dressing and alginate filled strips are composed of alginate fibers. Pontic acid dressing adhesive type is composed of pontic salt padding layer. Medical absorbent pad layer. Medical tape and anti-adhesive paper.

Product Features:

1. Highly efficient absorption

Alginate dressing can efficiently absorb 15-20 times its own weight of wound exudate and lock 5-9 times its own weight of exudate to protect the normal tissue around the wound from being impregnated.

3. Helps to stop bleeding

Contact with wound exudate releases calcium ions, which can promote the formation of plasminogen activator and accelerate the blood clotting process, thus quickly stopping bleeding.

2. Reduce pain

Contact with the wound surface to form a hydrogel body can effectively protect the nerve endings, to avoid external stimulation, not easy to adhere to the wound, "to achieve pain-free drug exchange.

4. Effective anti-bacteria and promote healing

The slightly acidic, low-oxygen, moderately moist environment created can promote the release of growth factors and stimulate cell proliferation, thus promoting wound healing

Applicable departments:

surgical:

- General surgery all trauma and post-operative incisions;
- In orthopedic surgery, continuous negative pressure drainage combined with alginate dressing in the treatment of orthopedic wounds.

Burn Plastic Surgery:

- Refractory burn wounds and wounds in the donor area.

Five sense organs:

- Nasal septal hematoma, nasal septal ulcer, nasal septal perforation, etc. wounds after surgery.

Obstetrics & Gynecology:

- The incision after caesarean section, the fat liquefaction of the wound and incision after hysteroscopy.

Anorectal:

- Perianal abscess, anal fissure, anal fistula, hemorrhoids and other wounds after surgery.

Endocrinology:

- Diabetic foot ulcer wound, venous/arterial ulcer wound of lower extremity.

Model and Specification:

Product Appearance	Product name	Model	Specification	Size
	Alginate dressing	AD-1 (Non-adhesive sheet)	A	5x5cm
			B	7x5cm
			E	10x10cm
		AD-2 (Adhesive sheet)	L	10x10cm
			M	15x10cm
	Alginate filler dressing	TC-1	A	2x15cm
			C	2x30cm
		TC-2	F	3x15cm
			H	3x30cm

RAINHOME

Foam Dressing

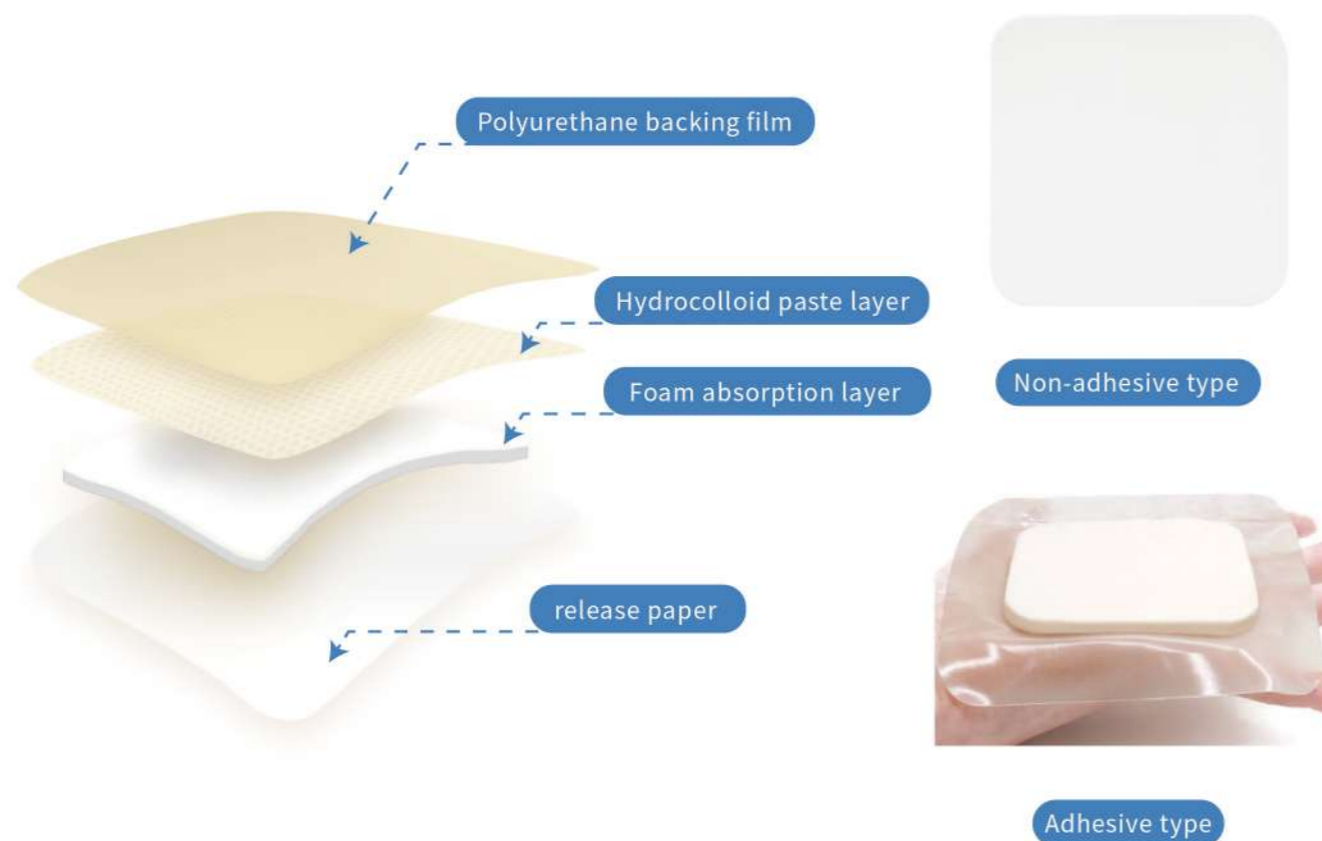
Product introduction:

Foam dressing is a new sterile medical dressing, the main material is polyurethane foam, made by unique foaming process, with 3D porous structure. It is soft and comfortable, can absorb and retain trauma exudate quickly and in large quantity, keep it can help to promote wound healing by providing a wet healing environment with local moistening. It is especially suitable for all kinds of wounds with moderate to heavy exudate.

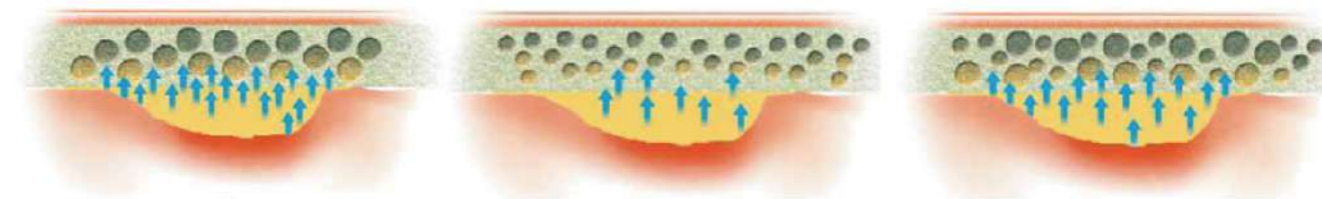


Structural composition:

- The non-adhesive type consists of polyurethane foam.
- The adhesive type consists of polyurethane foam and hydrocolloid dressing, and the hydrocolloid dressing consists of polyurethane film, barrier paper, and hydrocolloid layer, which is made of hot melt adhesive and sodium carboxymethyl cellulose (CMC granules).



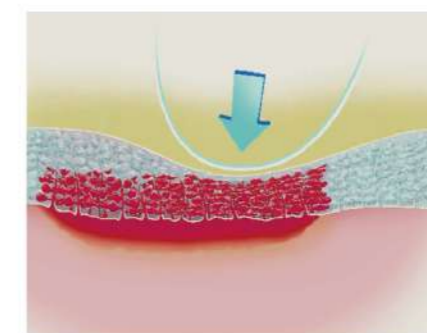
Product Features:



Special foaming process, big and small pores design, has the best exudate management ability. The large pores absorb exudate quickly and the small pores lock in the exudate without macerating the wound, while maintaining continuous absorption capacity.



It is 10-15 times more absorbent than ordinary dressings and locks in exudate to maintain a moist environment and promote wound healing.



Soft foam pads to evenly distribute pressure and relieve pressure situation



Does not adhere to the wound and avoids re-mechanical injury during dressing changes. Excellent performance in absorbing exudate even under pressure bandages.

Structural composition:

- All kinds of moderate to severe exuding wounds, such as pressure sores, diabetic foot ulcers, lower extremity venous ulcers, arterial ulcers, small superficial burns, etc.
- Particularly suitable for people with fragile skin, such as tracheotomy wounds, PICC wounds to stop bleeding, indwelling needles / mechanically induced phlebitis, etc.
- It can be used to distribute pressure and prevent pressure ulcer.

Model and Specification:

Model		Specification	Size
FD-1	Non-adhesive	A	5*5cm
		B	10*10cm
		C	15*15cm
		D	7cm, Φ3cm
		E	7cm, Φ1.8cm
		F	6cm, Φ2cm
		G	4cm, Φ1.5cm
		H	3.5cm, Φ2cm
FD-2	Adhesive	A	5*5cm, Item size: 2.5*2.5cm
		B	10*10cm, Item size: 5*5cm
		C	15*15cm, Item size: 8*8cm

RAINHOME

Hydrocolloid Dressing

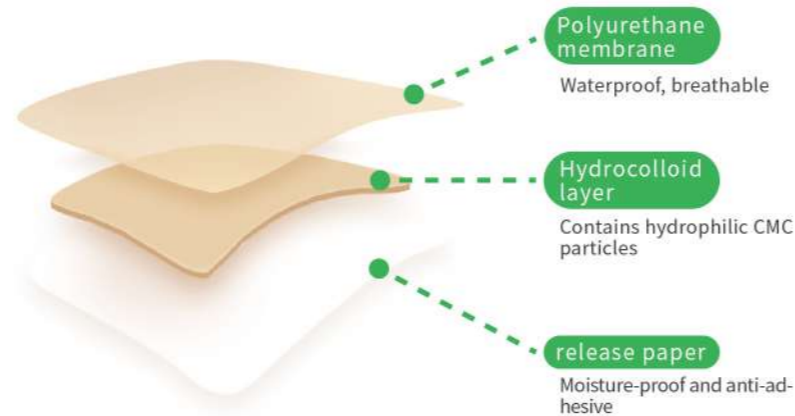
Product introduction:

Hydrocolloid dressing is a new class of dressing developed under the guidance of wet healing theory Wound dressing. It can be used for the treatment of many types of wounds, especially for chronic hard-to-heal wounds. The characteristics of hydrocolloid such as liquid absorption and self-adhesion make it ideal for the treatment of chronic wounds. The characteristics of hydrocolloid such as liquid absorption and self-adhesion make it meet the basic requirements of an ideal dressing, i.e. to protect the wound and provide a suitable environment for wound healing. provide a suitable environment to promote wound healing and easy removal without damaging new tissue. It is easy to remove without damaging new tissue.

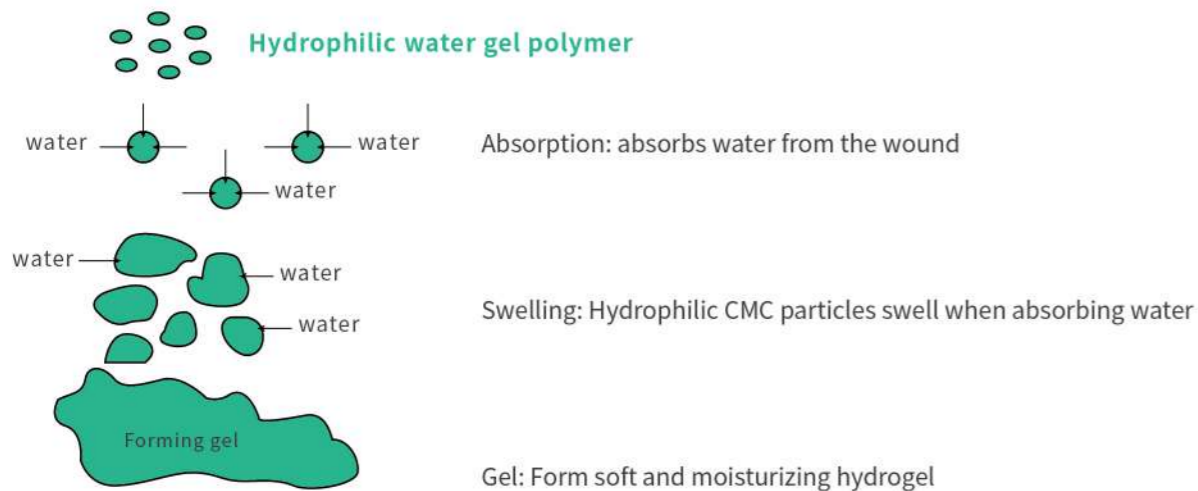


Structural composition:

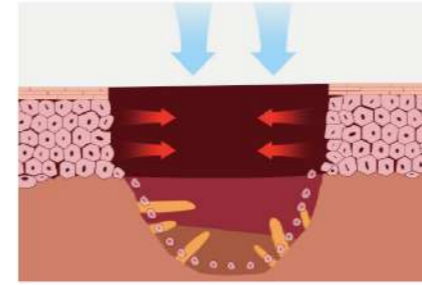
Hydrocolloid dressing mainly consists of polyurethane film base material, hydrocolloid layer and release paper. Irradiated and sterilized for single use.



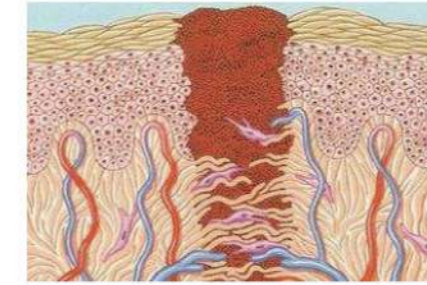
Mechanism of action:



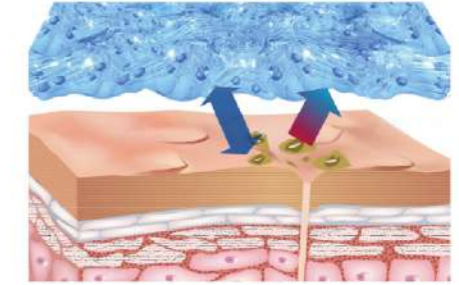
Product Features:



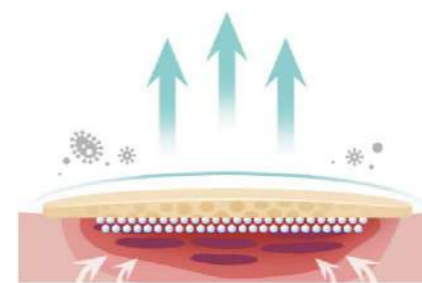
The dressing is self-adhesive, forms a dense wound, generates low oxygen partial pressure, and promotes microvascular proliferation and granulation tissue, thereby promoting wound healing.



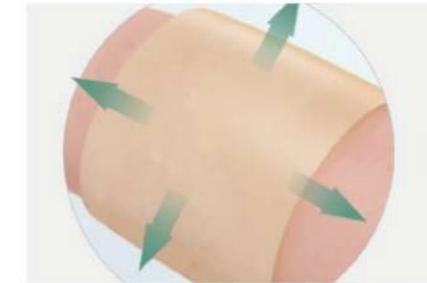
Performing self-soluble debridement function. The confined moist environment retains proteolytic enzymes in the exudate, which promotes fibrinolysis and also facilitates the removal of necrotic groups by macrophages.



Water-soluble polymer particles absorb exudate and form a gel. Does not adhere to the newly generated granulation tissue and reduces the dressing change pain.



The surface polyurethane film is waterproof and anti-bacterial, forming a barrier to external microorganisms, effectively protecting the wound and reducing wound infection, and can be used in the bath.



Good horizontal and vertical resilience, suitable for joints and other moving parts.



Easy to cut, can be cut according to the specific shape and size of the wound Cut and use.

Scope of application:

- It is mainly used for the prevention and treatment of chronic wounds such as pressure sores, decubitus ulcers and venous ulcer wounds.
- It is also suitable for body surface wounds with mild to moderate exudation, such as: first and second degree burns, phlebitis, skin donor area, post-operative wounds and abrasions and cuts.

Model and Specification:

Model	Specification
A	5*5cm
B	10*5cm
C	10*7.5cm
D	10*10cm
E	14*9cm
F	15*10cm
G	15*15cm

RAINHOME

Gelling Fiber Dressing


Product introduction:

Gelling fiber dressing is composed of natural fibers (cellulose derivatives) and is a comfortable and soft sterile non-woven form dressing, which can be applied closely to It is highly absorbent and can absorb exudate from the wound surface to form gel, which can keep the wound surface moist and help the wound healing. the surface of the wound to keep it moist, which helps the wound to heal and removes necrotic tissue from the wound without damaging the new tissue.



Structural composition:

Gelling fiber dressing is a soft, sterile, sheet dressing mainly composed of hydrophilic fibers (sodium carboxymethylcellulose). It is irradiated and sterilized for single use.



Sodium carboxymethyl cellulose as the main material, a variety of hydrophilic fiber dressing composite

Mechanism of action:



1. It is dry fibrous before use



2. The fibers swell after absorbing wound exudate, forming a soft cohesive gel that adheres tightly to the wound base. This creates a wet healing environment and reduces "dead space".



3. The gel structure effectively locks in exudate and harmful bacteria that are absorbed into the dressing, reducing the risk of cross-contamination during maceration and dressing changes.

Product Features:



1. Seepage management capability

Super vertical absorption, can absorb more than 30 times its own weight of of its own weight; strong ability of locking fluid, can lock more than 15 times its own weight, The risk of skin maceration around the wound is effectively reduced. It provides the best conditions for proliferation.



2. Reduces dead space

The soft dressing in gel state can closely fit the wound bed and reduce space for bacteria to live, reducing the presence of dead space.



3. Pain reduction

When changing dressings, the Gelling fiber dressing in its gel state will not injure tendons, wound granulation tissue or healthy tissue around the wound.

Scope of application:

Gelling fiber dressings are suitable for acute and chronic wounds of moderate to severe exudation, and can also be pre-wetted before use on dry or mildly exuding wounds.

- I and II degree burns
- Surgical wounds (e.g., postoperative wounds, second-stage healing wounds and skin donor areas)
- Traumatic wounds (e.g. abrasions, cuts and penetrating wounds)
- Chronic trauma wounds (venous ulcers, pressure sores, leg ulcers, diabetic foot ulcers)
- Sinus wounds

Model and Specification:

Model	A	B	C	D
Specification	5*5cm	5*10cm	10*10cm	2*10cm

RAINHOME

ALGINATE



Structural composition:

The non-adhesive type of alginate dressing consists of alginate fiber, and the adhesive type consists of alginate dressing pad layer, medical absorbent pad layer, medical tape and anti-adhesive paper.

Product Features:



Absorbs exudate and creates a soft wound protection layer:

- Absorbs large amounts of exudate
- Does not adhere to the wound
- Painless dressing change
- Creates a wet healing environment
- Effective barrier to bacterial invasion

Safety:

- No cytotoxicity
- Good cytocompatibility
- Meets human implant material requirements



Vertical absorption technology:

- Rapid absorption of exudate to protect the periwound area from normal tissue maceration
- Maintains optimal wound healing wetness

Unique Ca²⁺ ion content:

- Promotes blood clotting
- Protects the softness and comfort of the dressing
- Gives subtle care to the patient

Applicable sections:

Department of Emergency Medicine, Department of Plastic and Cosmetic Surgery, Department of Endocrinology, Department of General Surgery, Department of Burns, Department of General Surgery and Anorectology, Department of Brain Surgery, ICU, Department of Orthopedics, Department of Neurosurgery.

Indications:

For moderately to heavily exuding wounds, such as burns, pressure sores, diabetic foot, arterial and venous ulcers, traumatic wounds, post-operative wounds, etc.

RAINHOME

Medical color doppler ultrasound elastography ultrasound gel

Product introduction:

Medical color doppler ultrasound elastography ultrasound gel (Class II) is a new formulation with carbomer (acrylic cross-linked resin) as the main component, whose main features are biocompatibility with living tissues, biocompatibility and bio-elimination degradation and bio-elimination.

Product Features:

- Excellent quality: good sound transmission function and coupling function for clearer ultrasonic images.
- Strong sterilization function: with synchronous, fast and high efficiency. Sterilization rate of Staphylococcus aureus, Escherichia coli and Candida albicans are above 90%.
- Safe and reliable: no allergy, no stimulation, no intradermal reaction, no cytotoxicity to human body; no corrosion and no swelling of ultrasonic probe.
- Wide range of application: applicable to any available coupling agent for ultrasound examination.

Usage and dosage:

- For trans-intact skin application, apply an appropriate amount to the acoustic head or examination area.
- For trans-cavernous mucosal use, apply an appropriate amount to a special condom or condom.

shape and properties:

Colorless or light (yellowish) transparent gel, no or only a few bubbles, no insoluble foreign matter.

Specification and Model:

- Sterilized type: 12g, 20g
- Aseptic type: 12g, 20g

Package type:

- Tube packaging
- Soft bag

Applicable sections:

Pediatric surgery, orthopedics, obstetrics and gynecology, urology, gastroenterology, etc.



RAINHOME

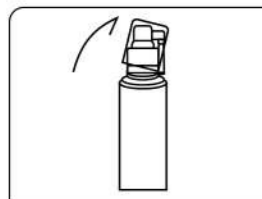
Saline Nasal Spray (Non-Sterile) Seawater Nasal Spray (Sterile)

Mechanism of action:

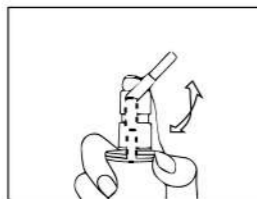
Improves mucosal cilia function	Improves mucosal cilia function, improves nasal mucus cilia transport function and promotes recovery of nasal mucosa physiological function.
Reduce inflammatory inflammatory factors	It moistens the nasal cavity, physically removes the secretions covering the mucous membrane and improves the nasal environment.
Reduces mucosal Membrane edema	It effectively reduces mucosal edema, decreases inflammatory cell infiltration and cytokine concentration in interstitial fluid, and decreases inflammatory response of nasal mucosa.
Physical or mechanical Clearing effect	Through nasal rinsing, harmful substances or pathogens can be removed from the mucous membranes to achieve preventive health care and stabilize the condition.



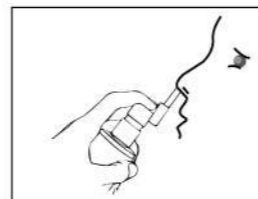
Usage:



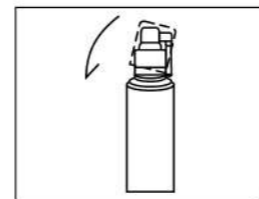
(1) open the dust cover



(2) adjust the nozzle to the right angle



(3) gently put the nozzle into the nasal cavity at the right angle



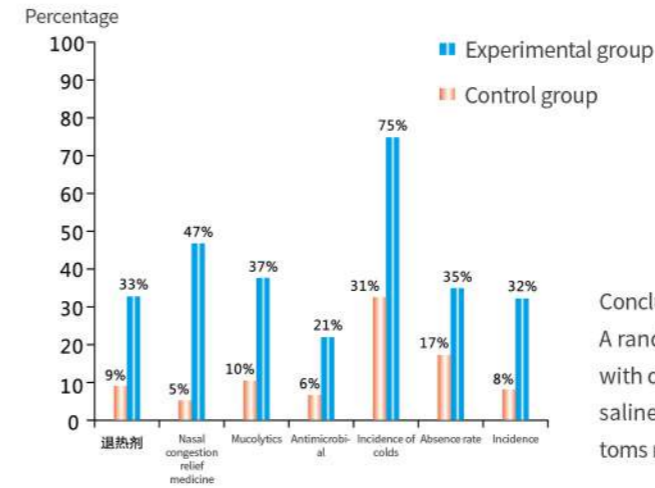
(4) wipe the nozzle cover the dust enclosure

1. Gently push the nozzle into the nostril, lightly press the nozzle and the nursing fluid is sprayed out.
2. To wait for excess water to flow out, exhale once or twice through the nose; if the nasal passage is blocked, press the nozzle continuously for a few seconds.
3. Repeat the above action to clean the other nostril.
4. Wipe the nozzle dry after each use and wait for use.
5. Use daily for an unlimited time, 5-10 sprays each time, 2-6 times a day, you can also adjust the amount of use according to the situation.

Application scope:

It is suitable for improving acute, chronic and allergic rhinitis, clinical symptoms caused by cold and flu, post-nasal surgery, daily care of nasal cavity, etc.

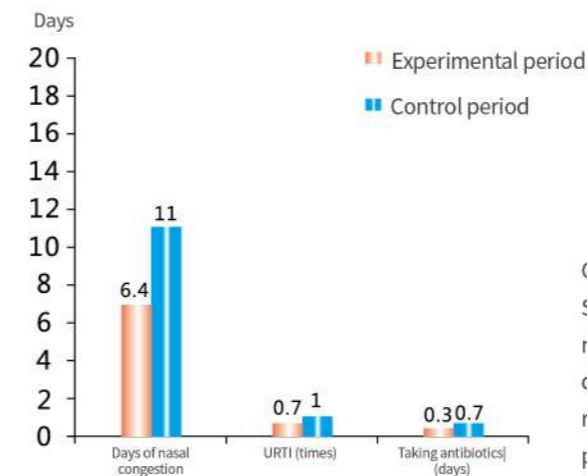
Used in children to prevent and treat colds



Conclusions:

A randomized controlled trial of 401 children aged 6-10 years was conducted, with one group treated with a standard medication regimen and the other with saline plus standard medication. In the children in the trial group, nasal symptoms resolved more quickly, and the subsequent recurrence rate was lower.

Prevention of cold-related respiratory symptoms



Conclusions:

Sixty-nine soldiers who participated in the trial completed the entire trial. The number of days with nasal congestion during the trial period (mean time 6.4 days) was significantly shorter for those who used the saline nasal spray daily as required than for those who did not use the saline nasal spray during the control period (mean time 11 days).

Several national and international clinical guidelines consistently recommend saline nasal sprays for all types of rhinitis

Indications	Evaluation	Guidance
Chronic sinusitis	Nasal saline irrigation is the only treatment for chronic sinusitis in children that achieves Information Level Ia and Recommended Strength A.	European Opinion on the Treatment of Sinusitis and Nasal Polyps
Allergic rhinitis	Nasal saline rinsing is an adjunctive treatment to improve the symptoms of rhinitis, cleanse the nasal cavity, and restore nasal Adjunctive therapeutic approach to mucous function.	Guidelines for the diagnosis and treatment of allergic rhinitis in children
Post-nasal endoscopic treatment	Physiological saline nasal irrigation is a common adjunctive treatment after nasal endoscopy.	Guidelines for the diagnosis and treatment of chronic rhinosinusitis

Applicable Section:

ENT, pediatrics, neonatology, maternal and child health, respiratory, infectious diseases, oncology (radiotherapy), others (ICU general anesthesia surgery, etc.)

RAINHOME

Medicative scar paster repairing




Product introduction:

Silica gel is a coupled dimethylsiloxane polymer, which is a mesh structure formed by cross-linking of vinyl bond bridges and intertwining of long chains, and is filled with low molecular silicone oil between its mesh structure. It has good hydrophilic and skin-friendly properties, which can soften the scar and inhibit its proliferation by increasing the water and local closure of the scar tissue.


action principle:

- (1) The silicone gel film can reduce water evaporation from the skin, reduce capillary congestion, and reduce mast cell activity, thereby reducing swelling, collagen deposition and scarring.
- (2) The silicone gel film can continuously release silicone oil, which helps to separate necrotic tissue and accelerate epithelial formation.
- (3) The silicone gel film can increase the water content of the skin stratum corneum, and hydration occurs, accelerating the diffusion of water-soluble proteins on the skin surface, reducing water-soluble proteins and products in the interstitium, and fluid pressure decreases, so that the scar softens and matures.
- (4) Silicone gel carries negative electrostatic field, and the electrostatic field generated by friction with skin can reduce the distribution of blood vessels in injured tissues, reduce the number of mast cells, and promote the softening of keloid scars.

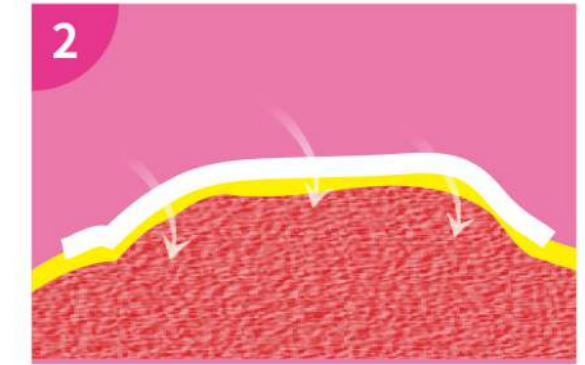
Structure composition:



Product Features:



1. Perfectly fit the skin, without any dead space.



2. Precise release of silicone oil to maximize the efficiency of ingredients.



3. Mimic the skin characteristics, forming an occluded water and environment, facilitating the passage of oxygen.



4. Repair scars.

Application scope:

Surgical scars, acne scars, scar scars, hyperplastic scars, breast scars, cesarean section scars, traumatic scars, burn scars, etc.

Applicable Departments:

Hand plastic and cosmetic surgery, burns, obstetrics and gynecology, cardiothoracic surgery, orthopedics, breast surgery, dermatology, pediatric surgery, osteopathy, general surgery, etc.

size:

12x3cm, 12x8cm

Clinical effect:



RAINHOME

Antibacterial for women Treatment Lotion



Product Information:

Product name: Antibacterial care solution for women

Net content: 300ml / bottle

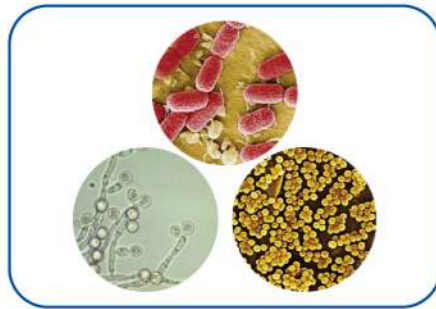
Main active ingredients: benzalkonium chloride, chitosan, purified water, etc.

Product performance: Suitable for female vaginal mucosa cleaning, antibacterial, daily care

Product features: broad-spectrum antibacterial, nourishing and repairing, promoting healing, degradable, safe and non-toxic

Mechanism of action: active amino group, adsorbs and sinks with the cell membrane of germs, or penetrates the surface of germs and enters the body of germs, disrupting the metabolism of germs

Application scope:



Infection period
(E. coli, Staphylococcus aureus, Candida albicans)



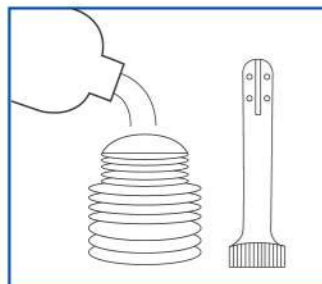
Daily care
(Gentle nourishment, PH balance, etc.)



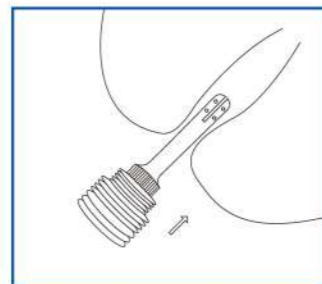
Before and after the menstrual period
(Odor removal, cleansing care, etc.)

Usage:

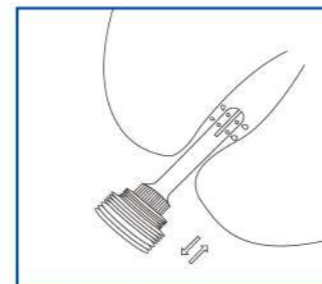
1. Vulva cleaning: Take an appropriate amount of the original solution (30ml), use it directly on your private parts, rub it lightly for a moment and wash it off with water.
2. Vaginal douche: take an appropriate amount (50ml) of the product and fill it directly into the douche, then insert it into the vagina and squeeze the bottle for douche.



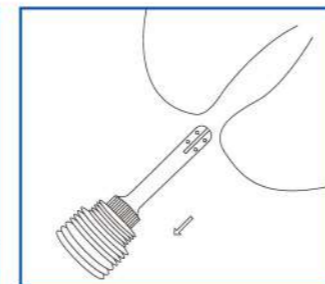
1. unscrew the bottle and pour in the lotion or solution



2. insert the nozzle into the vagina



3. Squeeze the bottle up and down to flush the medicine into the vagina



4. remove the douche after squeezing the solution

RAINHOME

Antibacterial spray



Product Information:

Product name: Antibacterial spray

Net content: 200ml/bottle, 60ml/bottle, 30ml/bottle

Main active ingredients: benzalkonium chloride, chitosan, purified water, glycerin, acetic acid

Scope of application: This product has the effect of killing pathogenic bacteria such as Staphylococcus aureus, Candida albicans, Escherichia coli and Pseudomonas aeruginosa.

How to use: Please align the nozzle to the use of parts, press several times, to clean, sterilization. The action time is 3-5 minutes.

Product features:

1. film-forming and bacteria-blocking, moisturizing and breathable.
2. Wound protection, inhibit and repair scars.
3. Haemostasis, pain relief, safety, environmental protection.
4. Directly sprayed on the trauma surface, no need to wash with saline first.
5. Not limited by the size of the trauma, convenient to observe the trauma.
6. Comfortable to use, joint movement is not restricted.



Application:



Various types of injury wounds
surgical wounds, Minimally
invasive wounds



All kinds of infected skin



Burns, burns wound infection

RAINHOME

Gynecology Antibacterial Gel



Product information:

Product name: Gynecological antibacterial gel

Net content: 3g / stick X 3 sticks / box

Main active ingredients: povidone iodine, glycerin, potassium iodide, potassium iodate, etc.

Scope of application: This product can kill Staphylococcus aureus, Candida albicans, Escherichia coli and other pathogenic bacteria. It is used for Candida vaginitis, bacterial vaginitis, trichomoniasis, mixed vaginitis.

Vaginitis, mixed vaginitis and other vulvovaginitis treatment

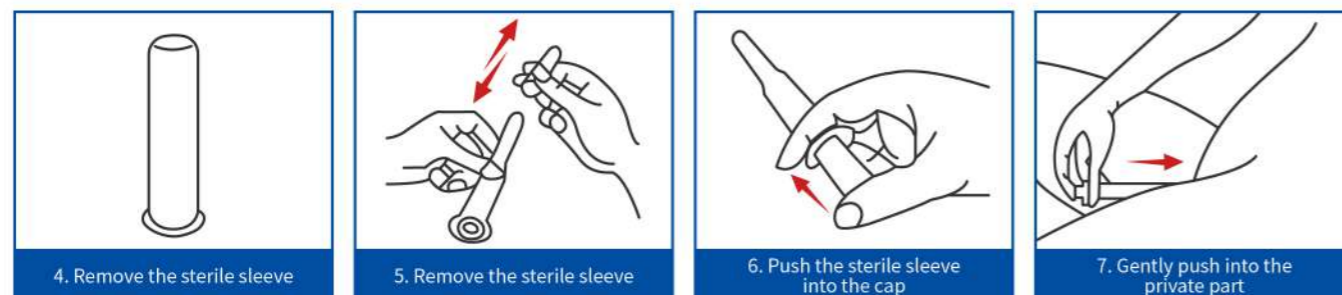
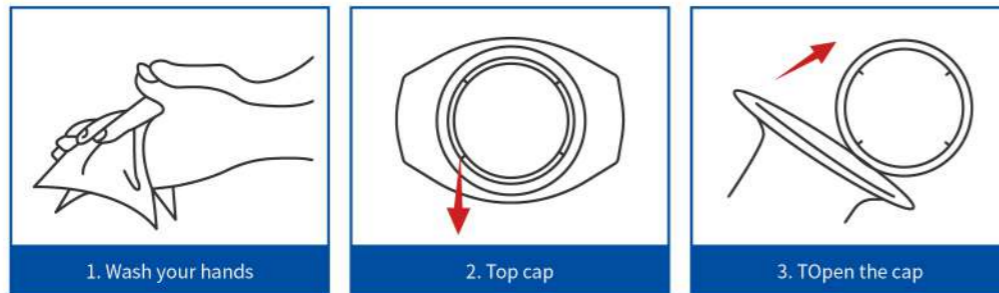
Product features: continuous antibacterial, deep cleansing, nourishing care, gentle and comfortable, herbal extract.

Product advantages:

1. Moderate viscosity, no discomfort
2. No odor, easy to clean
3. Can repair and regenerate, promote ulcer healing
4. chitosan natural raw materials, safe and non-stimulating
5. the mucous membrane to play a maintenance role, restore cellular vitality.

Usage:

1. Wash your pubic area before going to bed and lie on your back naturally.
2. Take one of this product, open the back cover, remove the protective cap, put the pusher with gel into the deep vagina and gently push it in, keep it in this position for 30 minutes after pushing.



RAINHOME

Rinse Free Hand Sanitizer



Product Information:

Product name: Rinse Free Hand Sanitizer

Size: 60ml, 100ml, 200ml, 300ml,

500ml, 1000ml, 5000ml

Main active ingredients: disinfectant with ethanol and trichlorohydroxydiphenyl ether as main active ingredients, ethanol content is 75%, trichlorohydroxydiphenyl ether is 0.05%-0.15%.

Kills microorganisms: Kills intestinal pathogenic bacteria, purulent cocci, pathogenic yeast and common infectious bacteria and viruses in hospitals.

Contraindications: Use with caution if allergic to ethanol

Efficacy period: 24 months

Storage conditions: Keep away from light, fire, static electricity, cool and ventilated place.

Scope of application:



Skin disinfection, hand disinfection



Family, Amusement Park, Pet Agency, School, Beauty Agency, Hospital, Outing, Office



It is convenient to carry without any worries, and there are no restrictions on the subway and public transportation.

Application scope:

1. Skin disinfection, hand disinfection
2. Family, amusement park, pet institution, school, beauty institution Hospital, going out, office
3. Easy to carry without worries, take subway, bus without restrictions

RAINHOME

Ethanol disinfectant



Product Information:

Product Name: Ethanol disinfectant
Size: 60ml, 80ml, 100ml, 200ml, 300ml, 500ml, 1000ml, 5000ml

Main active ingredient: Disinfectant with ethanol as main active ingredient, ethanol content is 75%.

Kills microorganisms: Kills intestinal pathogenic bacteria, purulent cocci, pathogenic yeast and other general propagules.

Contraindications: Use with caution if allergic to ethanol.

Efficacy period: 24 months

Storage conditions: Keep away from light, fire, static electricity, cool and ventilated place.

Application scope:

1. scope of use: skin disinfection, article disinfection, environmental disinfection, air disinfection.
2. trial population: families, amusement parks, pet institutions, schools, beauty institutions, hospitals, outings, offices.
3. Non-medical use: before and after meals, disinfection in cars, door handles, switches, cell phones, children's toys, toilet disinfection, disinfection of clothing, shoes and socks, floor disinfection, furniture/kitchenware disinfection, disinfection of disinfection of pets, disinfection of household appliances and other items.
4. Medical adaptation: skin disinfection, instrument disinfection, environmental disinfection, air disinfection.

Usage:

1. Surgical hand disinfection: after washing and drying hands and forearms with soap, take appropriate amount of this product according to the prescribed hand washing method.
Rub hands and forearms evenly for 3 min, then wear sterile gloves.
2. Hygienic hand disinfection: wipe or spray hands with an appropriate amount of this product, rub until dry, and act for 1min.
3. Skin disinfection: wipe or spray on the area to be disinfected for 5min.



RAINHOME

TAIDOU Acne Repair Kit

Product Information:

- Compound Peptide Acne Essence Water (180ml)
- Compound Peptide Acne Cream (30g)
- Complex Peptide Acne Serum (30ml)
- Complex Peptide Acne Mask (5pcs set)

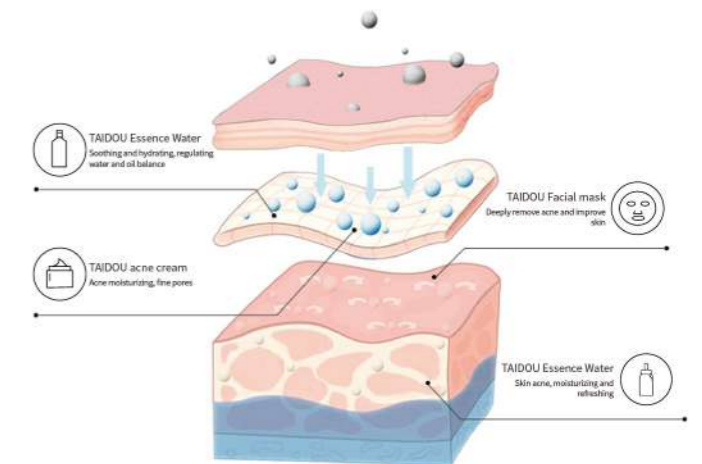
Product ingredients:

1. Acetyl Hexapeptide-8 (skin barrier enhancement)
2. Myostatin (skin whitening and barrier repair)
3. Oligopeptide (high penetration, fast absorption)



Product Advantages:

1. Compound peptide composition, anti-acne peptide to enhance skin resistance, reduce sebum secretion and increase skin moisturization, inhibit inflammatory factors to get rid of acne and enhance skin resistance.
- 2, soften the stratum corneum, improve the micro-ecological environment of the skin, adjust the skin vitality and health status.
3. Multiple plant extracts to create a healthy skin environment.
- 4, repair damaged cells, promote cell metabolism, promote normal skin growth, so that the skin is crystal clear and tender.



Product Features:

Multi-action against four major skin problems



Frequent Acne

Allergic to redness

Acne marks that are hard to disappear

Excessive oiliness

RAINHOME

Medical Facial Mask

Product Information:

Product Name: Medical Facial Mask
Model: round type
Specification: 25g X 5 tablets / box

Product introduction:

Blue copper peptide, hyaluronic acid, epidermal cell growth factor, oat dextran, allantoin

Product Advantages:

1. Class I medical devices, produced in strict accordance with the Medical Device Quality Management Code.
2. safe and non-additive, the safety and effectiveness of the products are clinically proven.
3. unique formula, moisturizing, repairing, anti-inflammatory and anti-aging in one, with analgesic and cooling effect.
4. the film material is made of 188 silk patent film, which is skin-friendly, absorbent and has low allergy rate.
5. wide range of people, safer for special people to use.

Application scope:

1. for cold compresses, analgesia, repair, laser aesthetic, photorejuvenation, fruit acid revitalization, microdermabrasion and other minimally invasive cosmetic post-operative use.
2. for the protection and care of sensitive skin, hormone-dependent skin, and skin after sunburn.
3. daily care of the skin, moisturizing, hydrating, shrinking pores, and promoting skin renewal.



RAINHOME

Recombinant human collagen face sheet

Product Information:

Product Name: Recombinant human collagen face sheet
Model: round type
Specification: 25g X 5 tablets / box

Product introduction:

Recombinant human collagen, hyaluronic acid, erythritol

Product Advantages:

1. Class I medical devices, produced in strict accordance with the Medical Device Quality Management Code.
2. strict screening of raw materials, safe and zero-additive, mild and non-irritating.
3. strong water solubility, high bioactivity, high skin absorption rate, strong ability to repair wounds.
4. used for the repair of problem skin and post-laser skin, and also for the daily care of normal skin.
5. good histocompatibility, no immune rejection and allergic reaction, no risk of viral infection, higher biosafety.

Application scope:

1. for daily cold skin treatment, including dry and cracked skin, allergic skin.
2. Minimally invasive post-operative skin such as laser, photorejuvenation, microdermabrasion, and fruit acid revitalization.
3. for acne, dermatitis, eczema, sensitive skin, hormone dependent dermatitis and other skin with damaged barrier.

